



# MT-27 CONVERSION OVERVIEW

BEGIN BY REMOVING  
ALL BOTTOM MOUNTED  
REFRIGERATION COMPONENTS




INSTALL LEFT AND RIGHT CRADLE BRACKETS  
ON THE REAR SUPPORT BAR



INSTALL CRADLE FROM THE FRONT



CUT INLET AND OUTLET AIR HOLES




INSTALL AIR DISTRIBUTER




INSTALL LEFT AND RIGHT VENTS




REINSTALL SHELVING




INSTALL BOTTOM PAD AND CUBE  
SECURE UNIT BY ROTATING HANDLES UP



INSTALL POWER CORD AND  
SET TEMPERATURE



INSTALL FILTER HOUSING



INSTALL FILTER, REPLACE GRILL  
AND PLUG IN UNIT

INSTALLATION IS NOW COMPLETE



THE CUBE CAN NOW BE REMOVED IN UNDER A MINUTE  
BY SIMPLY LOWERING THE HANDLES !

FOR MORE INFORMATION ON THIS OR ANY OTHER  
CONVERSION USING THE GRS-2100 SYSTEM CALL :

**1-888-282-3462**

Refrigeration Simplified

**SimpliCool™**



[WWW.SIMPLICOOOL.COM](http://WWW.SIMPLICOOOL.COM)